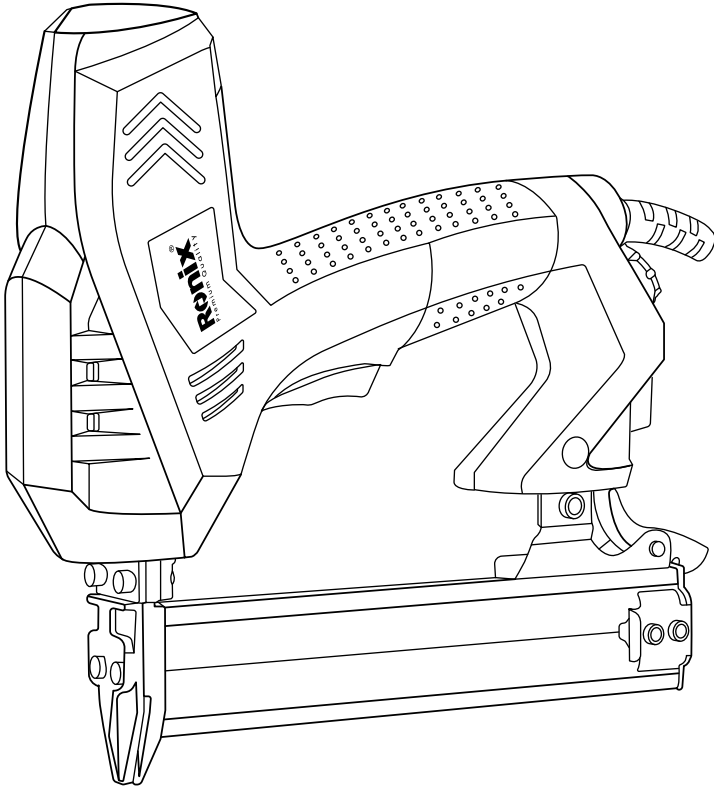


Ronix[®]

Premium Quality

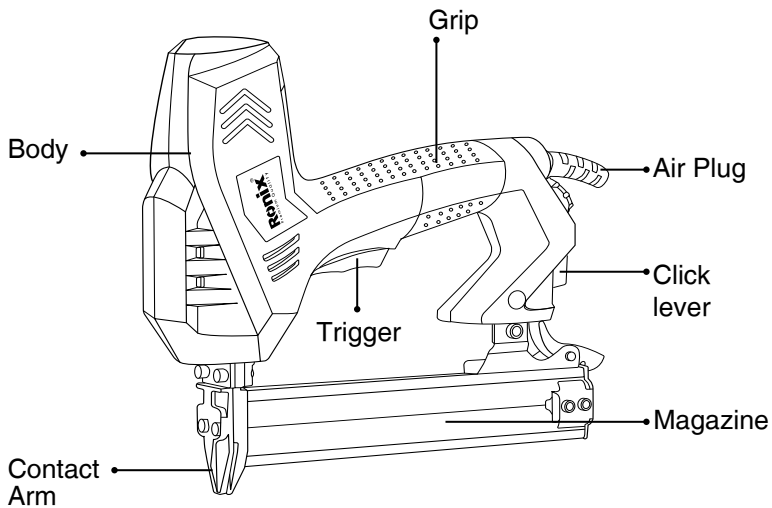
F30 ELECTRIC BRAD NAILER 7531



TECHNICAL SPECIFICATIONS

Model	7531
Power	2200W
Voltage	220-240V
Frequency	50-60Hz
Nb of Shots/Min	35Shots/Min
Maximum Magazine Capacity	100
Max Nail Length	10-30mm
Gauge	18Gauge
Weight	1.36Kg
Includes	Hex. Wrench M3, Hex.Wrench M4, Blade

PART LIST



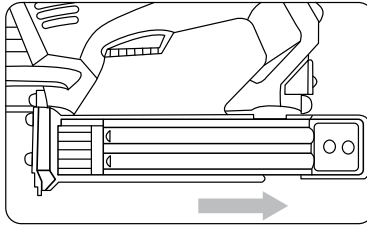
■ ELECTRIC STAPLER

is a new kind convenient tool for room decorations, furniture and wooden box. It is convenient to carry and work more efficiently than pneumatic gun, also with low noise.

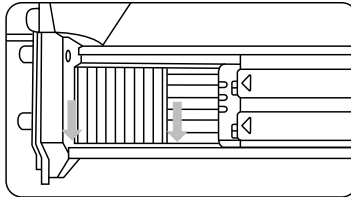
■ INSTALL STAPLES

Make sure the stapler power off before installing.

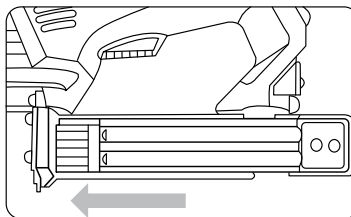
1- Press down the magazine latch and make it move back.



2- Put down the nail and staples in the magazine.



3- Closed the magazine, make sure it in the right position.



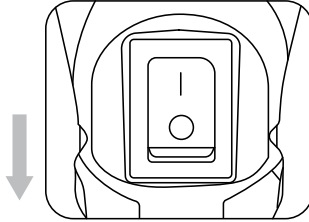
⚠ ATTENTION!

The magazine may be overload if the lid can not close, please try again after remove some nails or staples.

operation method

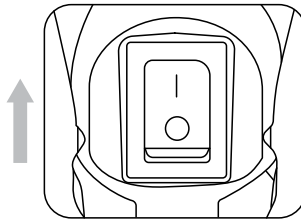
If you want to use the tools, please attention.

1- Check the power switch, let the power switch to "o" position. (used before)

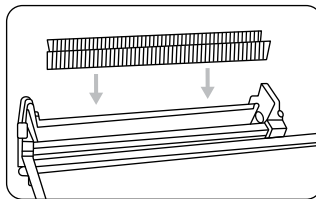


2- Connect the power with wall switch or power socket.

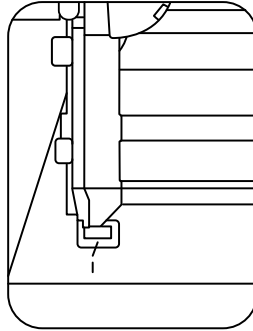
3- Please move power switch to "I" position. The indicator light will light up.



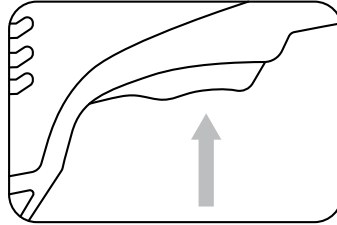
4- Put the nails/staples in the magazine. And close the magazine.



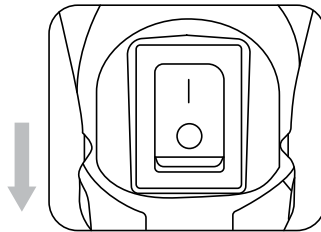
5- Point the nail gun at wooden surface



6- Press the switch and shot the nails or staples at right position.



7- If you work finish, please move the power switch to "o" position, the indicator light will turn off.

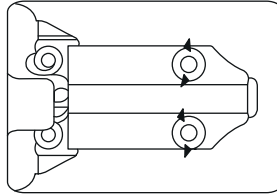


8- Disconnect the power, and open the magazine to take out the staples or nails.

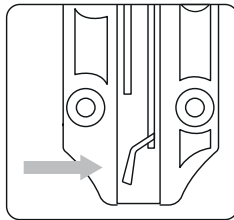
■ FAILURE RECOVERY

Clare the be jam nails or staples, make sure the machine must be turn off before the following works.

1- Remove 3pcs screw at head



2- Remove the nails or staples which may cause a jam.



3- Electric stapler safety warning:

- Electric stapler is not a toy, so put it out of children reach.
- Electric stapler mis operation may cause unexpected personal injury
- Do not point the electric stapler an yourself our other people.
- Do not turn on the electric stapler, unless you are and safety environment.
- Please turn off the power when your clean the electric stapler.
- Do not use electric stapler wire for other machine ,may cause electric shock of fire.



www.ronixtools.com