

Ronix®

Premium Quality

DIE GRINDER 3402



www.ronixtools.com

12
MONTHS
GUARANTY

FREE
DELIVERY

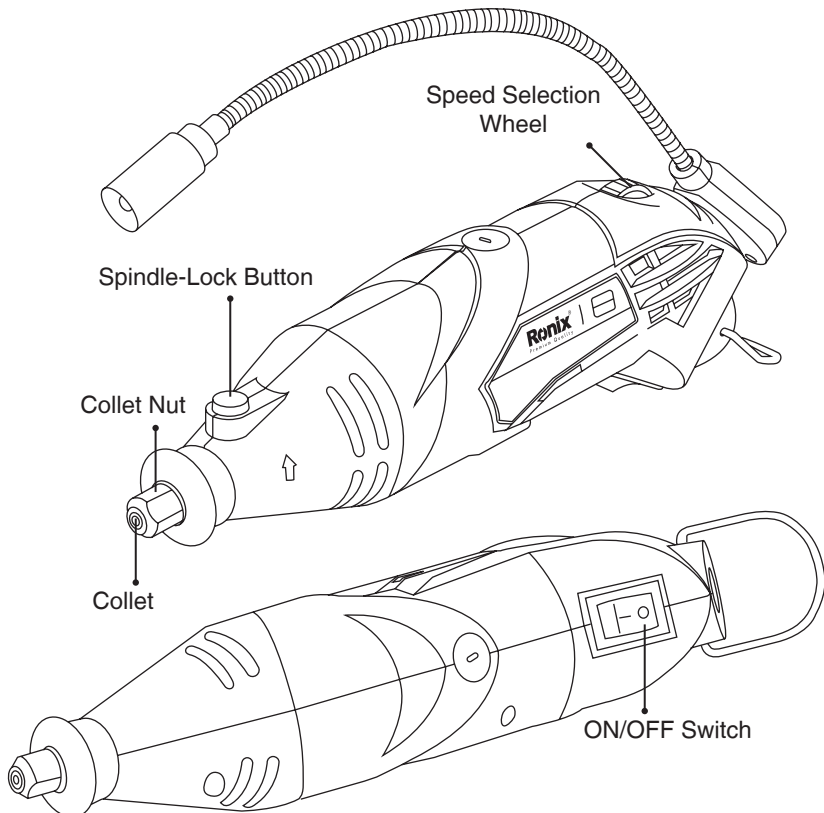
BANK
SPARE PARTS

CALL
CENTER
02161904

SPECIFICATIONS

Model	3402
voltage	220V
Frequency	50Hz
Power	170W
No Load Speed	3500~8000RPM
Net Weight	0.66Kg

PARTS LIST



INTENDED USE

This tool is intended for high-precision grinding, sanding, cutting, engraving, polishing and drilling in different materials.

SAFETY

WARNING!

- Read all instruction. Failure to follow all instruction listed below may result in electric shock, fire and/or serious injury.
- This tool should not be used by people under the age of 16 years.
- Only use this tool for applications without the use of water.
- Always disconnect plug from power source before making any adjustment or changing any accessory.

■ **ACCESSORIES**

- Ronix can assure flawless functioning of the tool only when original accessories recommended by Ronix.
- For mounting/using non-Ronix accessories observe the instruction of the manufacture concerned.
- Use only accessories with an allowable speed matching at least the highest no-load speed of the tool.
- Do not use damaged, deformed or vibrating accessories.
- Handle and store grinding/cutting discs carefully to avoid chipping and cracking.
- Protect accessories from impact, shock and grease.
- Never use grinding discs over 32 mm (1 1/4") ϕ .
- Never use drill bits over 3.2 mm (1/8") ϕ .
- Never use a cutting disc for side grinding.
- Never use reducers or adaptors to fit large-hole grinding/cutting discs.

■ **BEFORE USE**

- Always check that the supply voltage is the same as the voltage

indicated on the nameplate of the tool (tools with a rating of 230v or 240v can also be connected to a 220v supply).

- Do not work with materials containing asbestos.
- Clamp the work piece in case it does not remain stationary from its own weight.
- Use completely unrolled and safe extension cords with a capacity of 16 Amps.
- Wear protective glasses and gloves, hearing protection, a dust mask and sturdy shoes; when necessary, also wear an apron.
- Wear a dust protection mask when materials which produce dust that is detrimental to health; inform yourself beforehand about the materials to be worked on.
- Ensure that the collet size corresponds with the shaft size of the accessory.
- Be sure tool is switched off when plugging in.

■ DURING USE

- Always keep the cord away from moving parts of the tool; direct the cord to the rear, away from the tool.
- Never use tool when cord is damaged; have it replaced by a qualified person.
- Never use spindle lock while tool is running (damage due to improper handling will be excluded from the guarantee).
- Keep hands away from rotating accessories.
- When grinding metal, sparks are generated; keep other persons and combustible material from work area.
- Keep ventilation slots uncovered.
- In case of electrical or mechanical malfunction, immediately switch off the tool and disconnect the plug.

■ AFTER USE

- The accessory continues to rotate for a short time after the tool has been switched off.

- Before you put down the tool, switch off the motor and ensure that all moving parts have come to a complete standstill.
- After switching off the tool, never stop the rotation of the accessory by a force applied against it.
- Store tool in locations where temperature will not exceed 50° C.



Your machine is double insulated in accordance with EN 50144; therefore no earth wire is required.

MAINTENANCE



Make sure that the machine is not live when carrying out maintenance work on the motor.

Regularly clean the machine housing with a soft cloth, preferably after each use. Keep the ventilation slots free from dust and dirt. If the dirt does not come off use a soft cloth moistened with soap water. Never use solvents such as petrol, alcohol, ammonia water, etc. These solvents may damage the plastic parts.

The machine requires no additional lubrication.

Should a fault occur, e.g. after wear of a part please contact Ronix plus nearest after sale service center.

ENVIROMENT

In order to prevent the machine from damage during transport, it is delivered in a sturdy packaging. Most of packing materials can be recycled. Take these materials to the appropriate recycling location. Take your unwanted machine Ronix plus nearest after sale service center. Here they will be disposed of in an environmentally safe way.



220 V
50 Hz



170 W



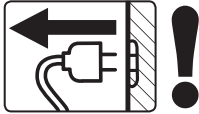
8000
35000
min



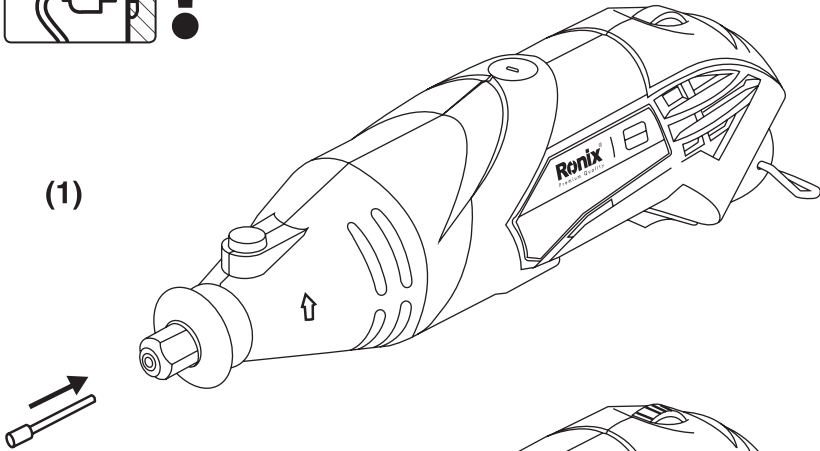
3.2
mm



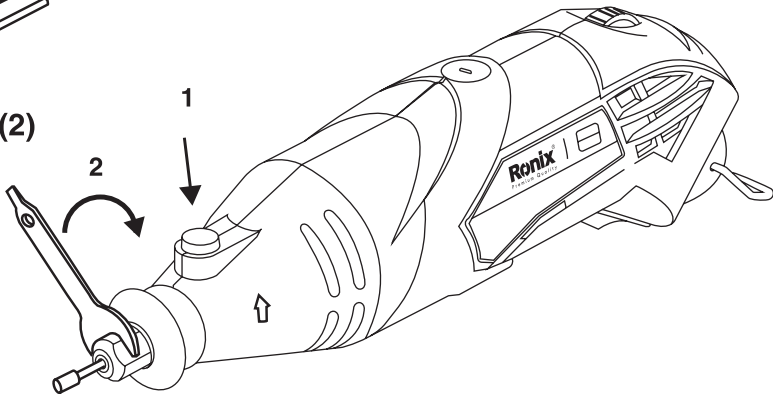
0.66
kg

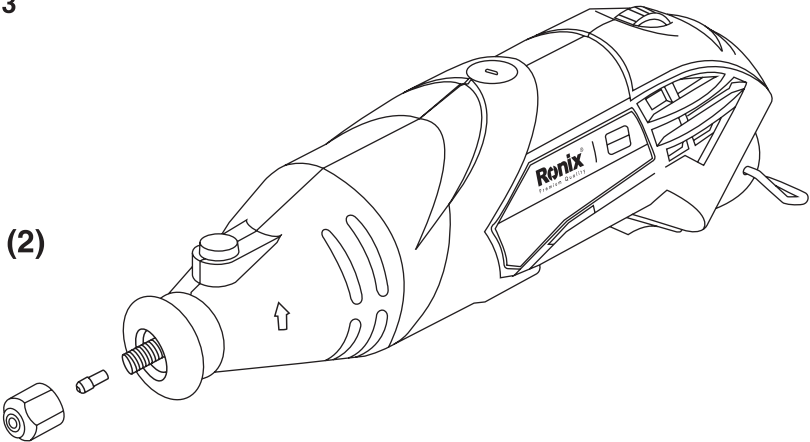
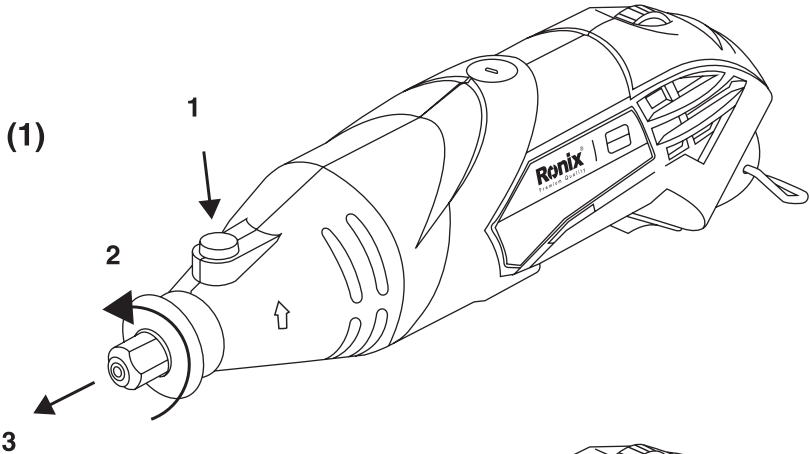
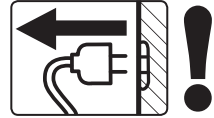


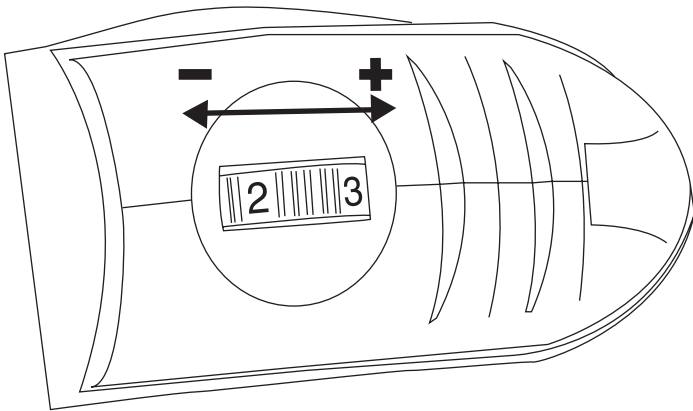
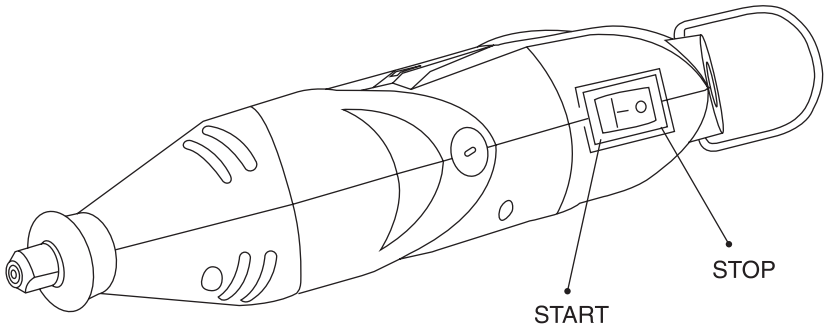
(1)

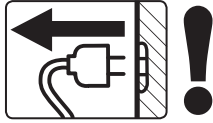


(2)

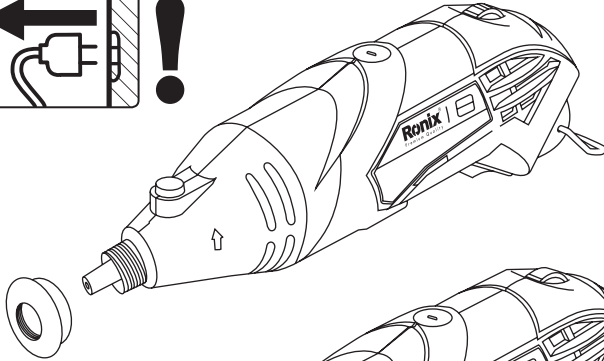




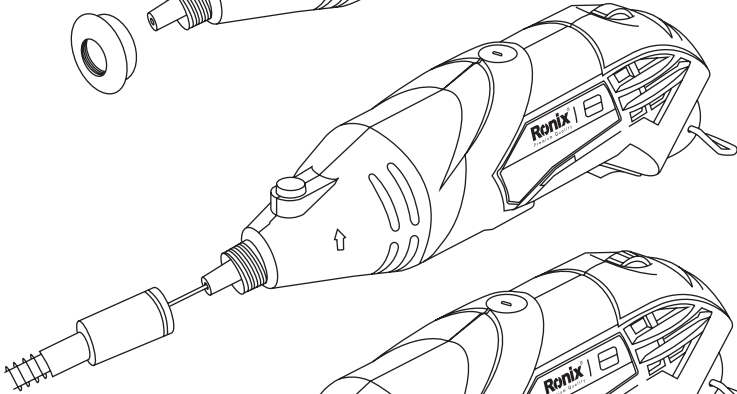




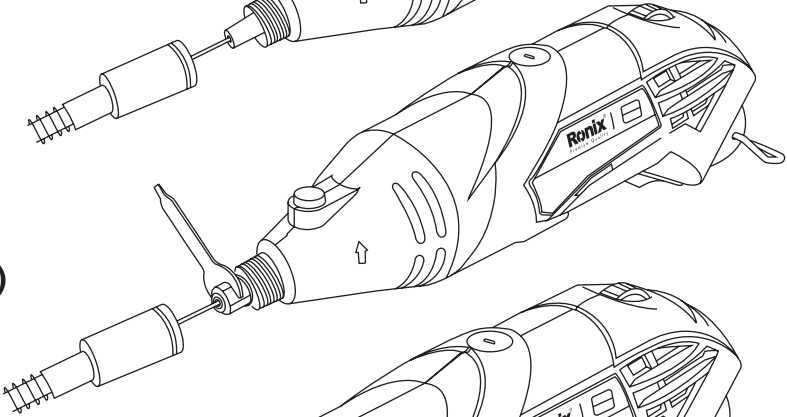
(1)



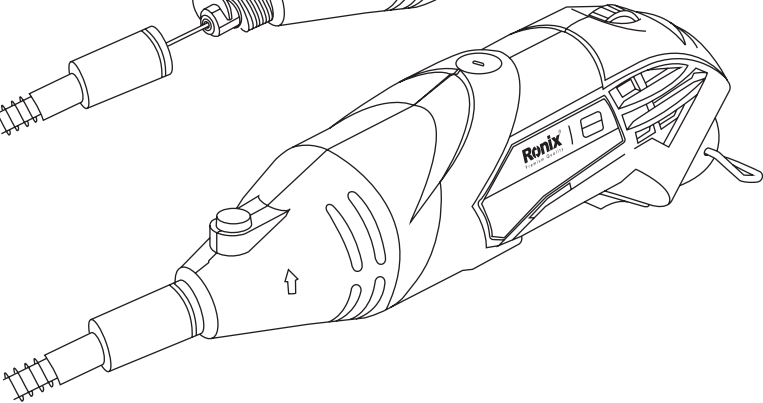
(2)

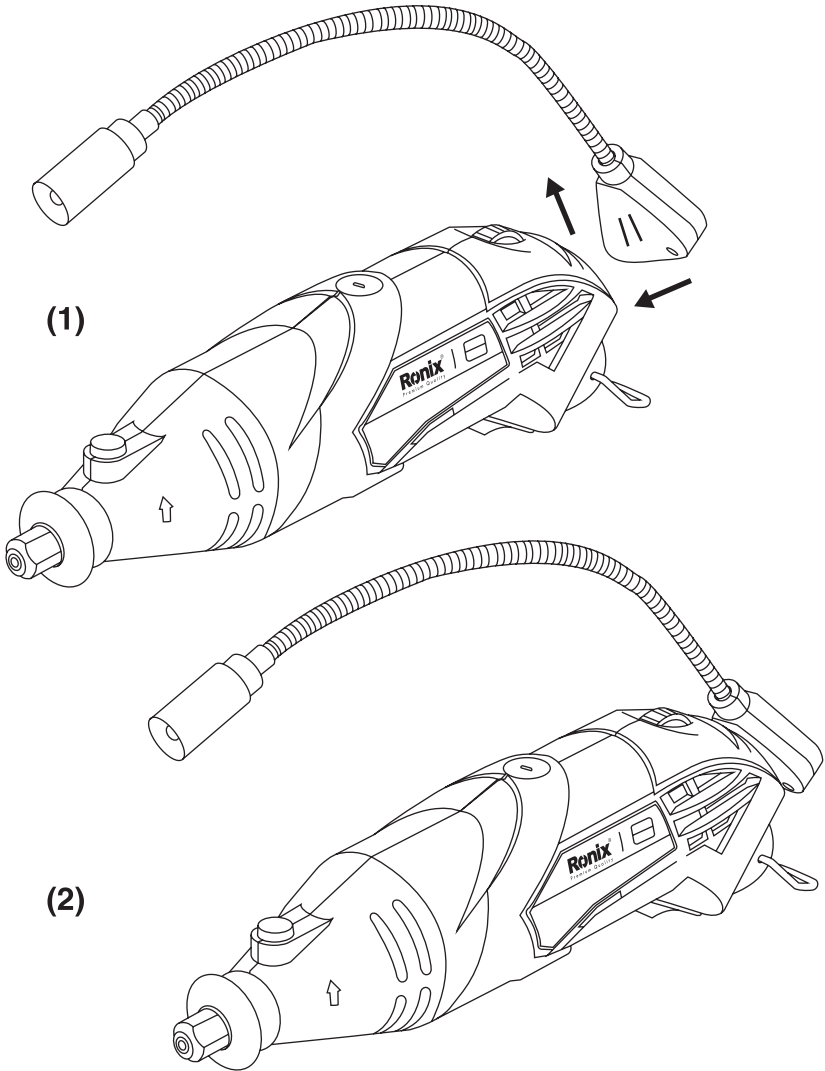


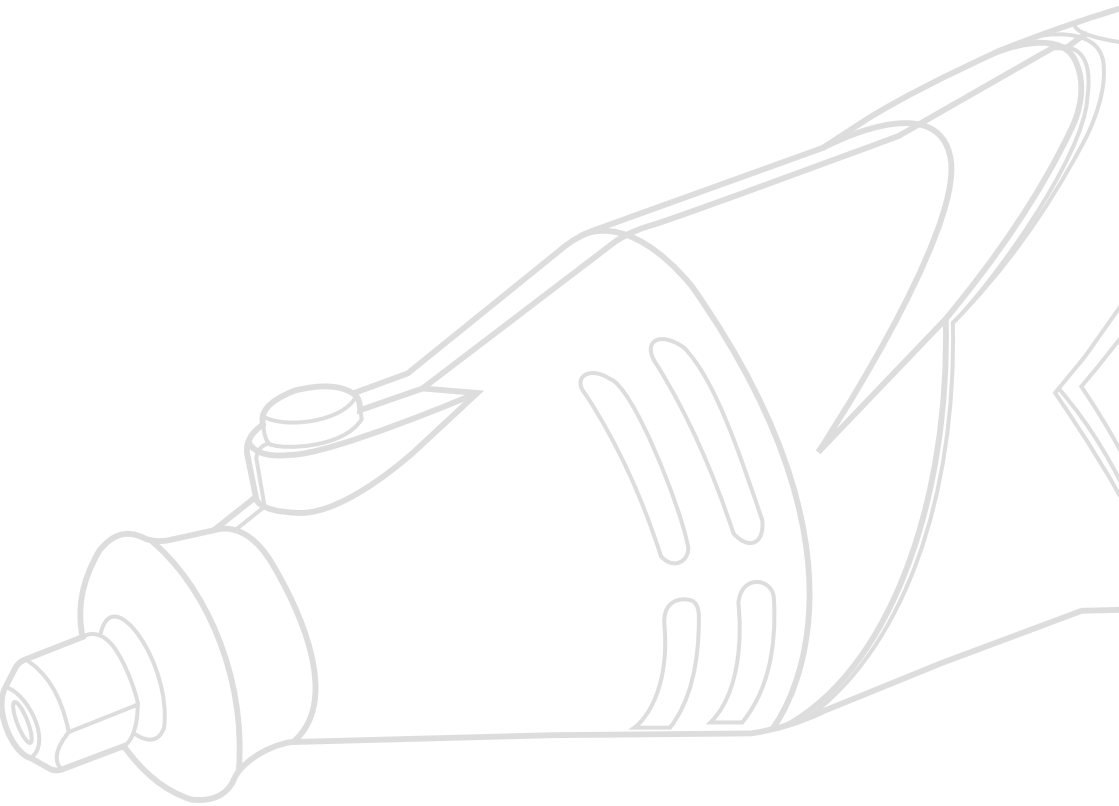
(3)

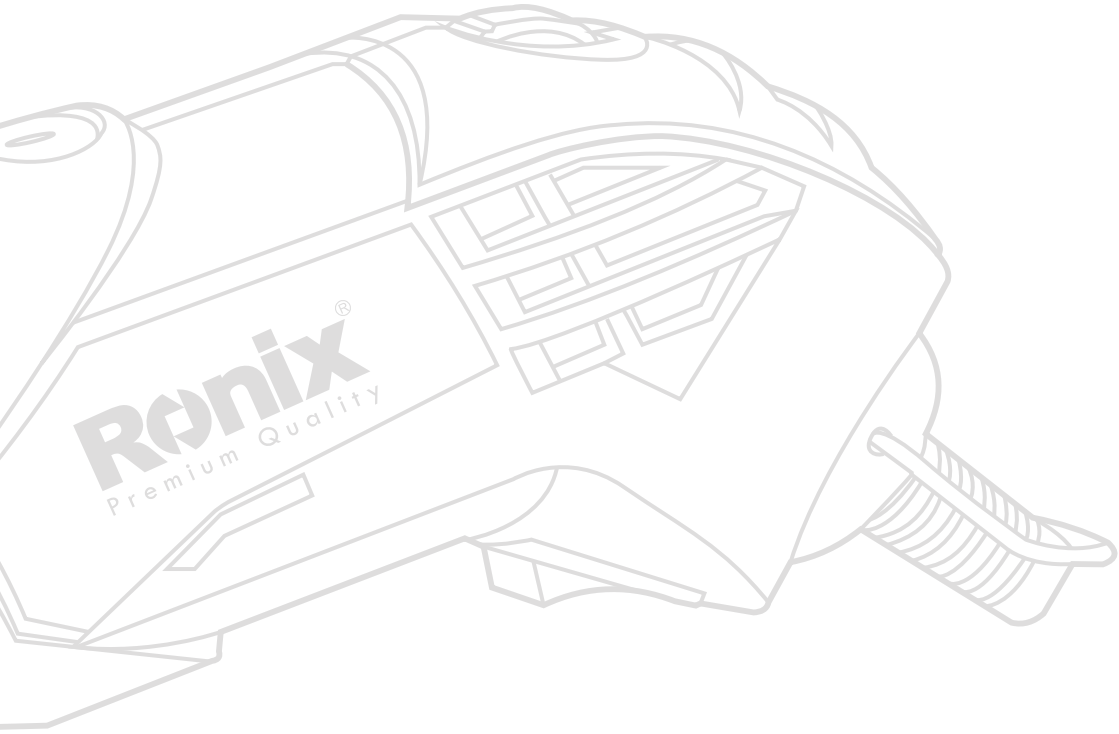


(4)









Ronix[®]
Premium Quality

www.ronixtools.com