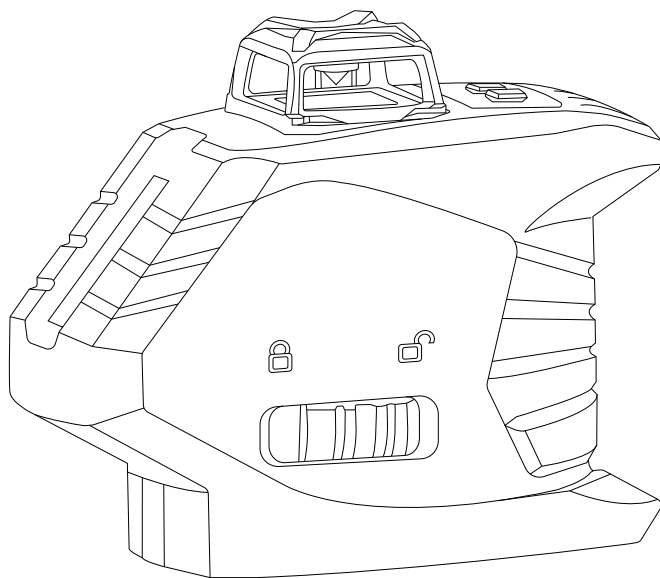


Ronix®

Premium Quality

THE LINE LASER WITH DOT RH-9503 (WITH RED LASER)



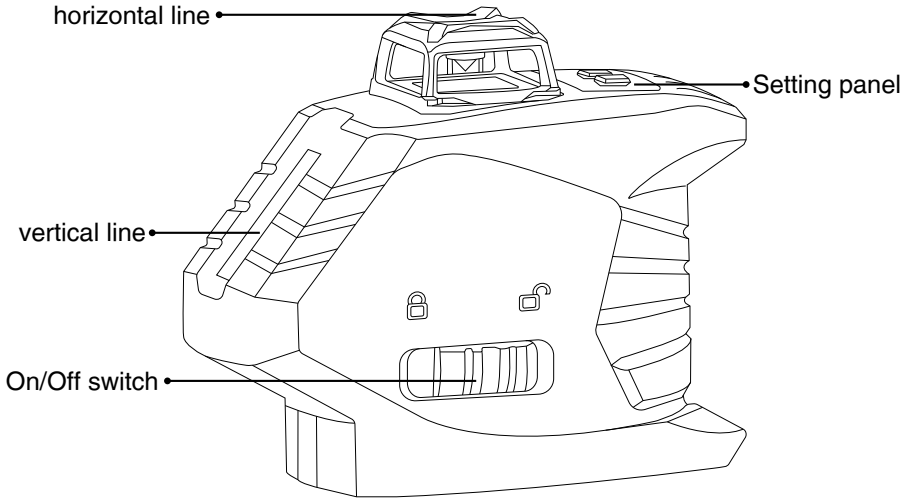
www.ronixtools.com



SPECIFICATIONS

Model	RH-9503
Accuracy	±2mm/5m
Leveling range	±3 °
Working range/ with detector	15m & 50m(with detector)
Tripod thread	1/4" & 5/8"
Laser type	laser class II
Line Width	3.5mm @ 10m
Operating temperature	-10° c to 50° c
Wavelength for Red Beam	635 nm
Wavelength for Green Beam	515 nm
Dimension	140X65X120 mm
Continuous working time(All Diodes)	Red ≥ 24 hour Green ≥ 10 hour
Protection class spray water/dust	IP 54
Power supply	Li-ion battery 2600 mAh 7.4V
Net Weight	~ 510
Accessories	Magnetic Bracket and wall Bracket User Manual Carry Case-BMC

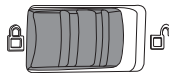
PARTS LIST



HOW TO OPERATE THE UNIT?

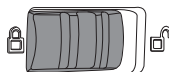
■ RIGHT SIDE: PENDULUM LOCK

The Line Laser is a precision instrument and should be treated with care. When not in use, the pendulum should always be in the OFF position. To lock the pendulum allows the cross line laser to better withstand vibration and trauma incurred during transportation or if the unit is dropped.

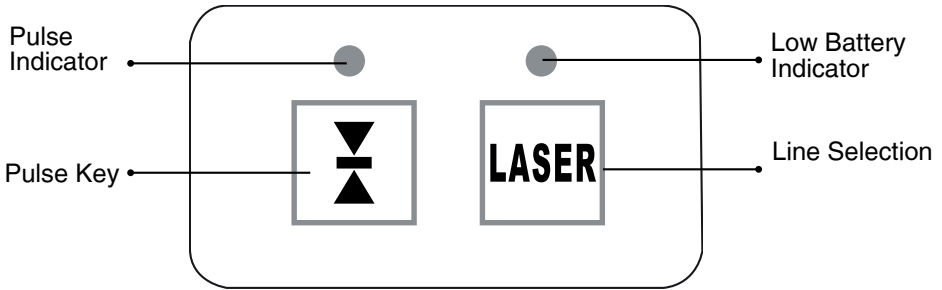


■ LEFT SIDE – AUTOMATIC LEVELING

When the pendulum is unlocked the pendulum is free to automatically level, in order for the cross line laser to automatically level, the base of the unit needs to be within 3° of level.

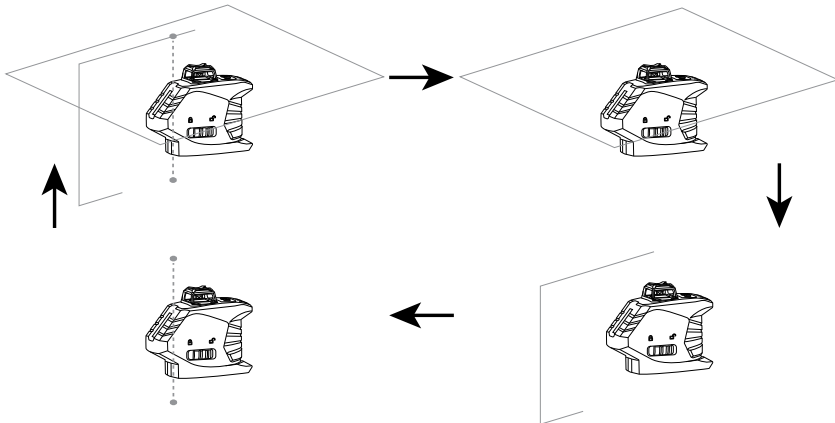


KEYPAD



■ TURN ON WHEN LASER IS SWITCHED ON

- With turning on the laser, H ON , V ON, with 2 laser dots on top and down.
- Press line button for one time, just H ON.
- Press line button for 2nd time,V on, H off
- Press line button for 3rd time, just the dots will be ON.
- Press line button for 4th time, all the laser lines with two laser dots will be ON.



BATTERY

- This device can be used Lithium battery and charger.

BENEFIT FEATURE

■ LOCK EMITTING

When our the line laser without dot is in the mode of pendulum lock (switch bar at the left side)

By pressing/holding line selection botton for 3 seconds to activate lock emitting mod.

Line will come out from laser but be aware at this mode the laser itself is out of accuracy as the pendulum is locked. Laser at this moment can be used for some “special “application such as stairs alignment since the pendulum is locking.

ALARM FUNCTION

■ OUT LEVEL ALARM

When the pendulum is unlocked and the cross line laser is within 3° of level, the unit will be automatic leveling range, in this situation no LED light will be on. When the base of the unit locates outside the leveling range the laser beam will flash.

LOW BATTERY ALARM

The red battery LED will be on and keep flashing slowly when the working voltage is low. At this situation the batteries are required to be charged.

Ronix[®]
Premium Quality

www.ronixtools.com