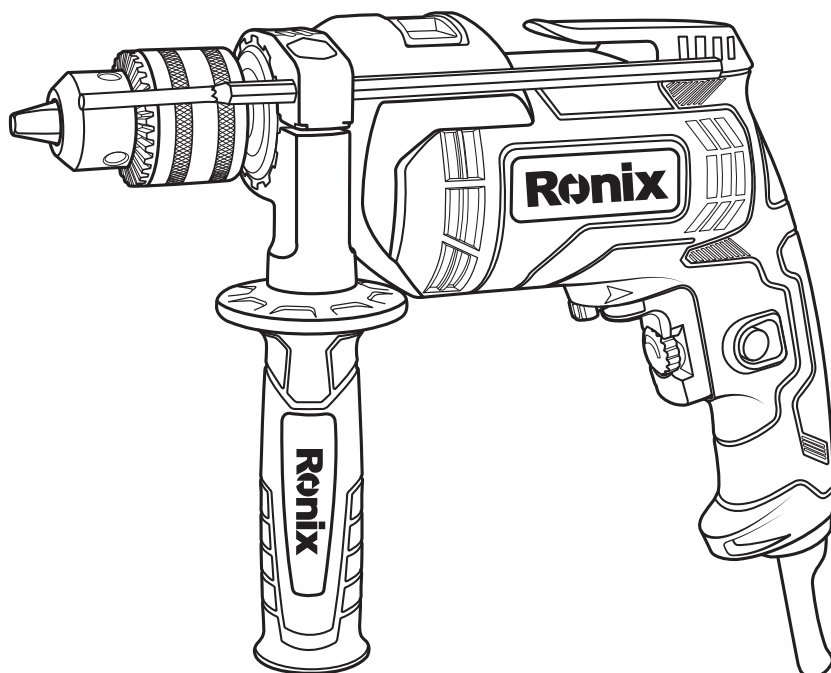


Ronix[®]

Premium Quality

IMPACT DRILL

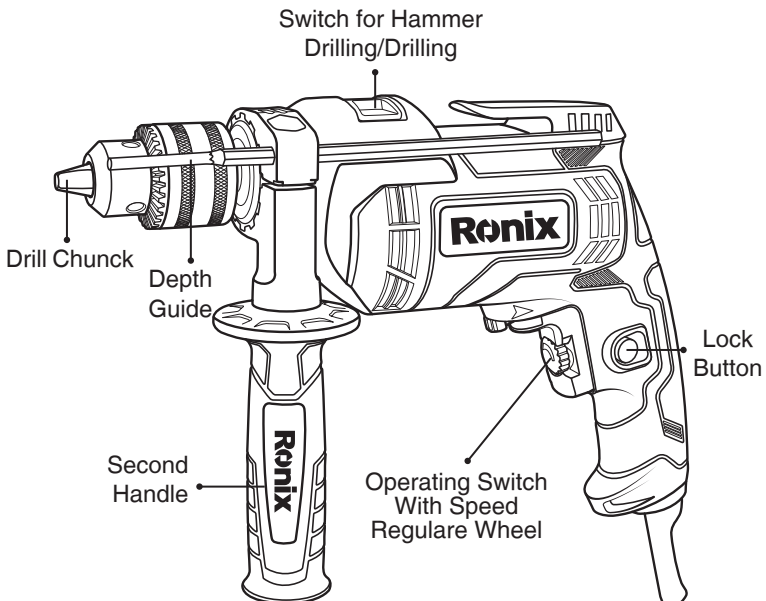
2212



SPECIFICATION

Model	2212
Power	800W
Voltage	220-240V
Chuck Type	Keyed
Chuck Size	13mm
Weight	1.75kg
Frequency	50-60Hz
No-Load Speed	0-2800 RPM
Drill Capacity	13-30mm
Supplied in	Ronix Color box
Includes	Auxiliary Ronix-design handle, Depth gauge, Chuck key

PARTS LIST



SAFETY INSTRUCTIONS

Basic safety regulations, the code for the product to avoid an accident, please read carefully.

■ WORK PLACE

1) Keep work place clean and bright, Chaos and dark field can cause accidents

2) Don't in explosive environment, if there are flammable liquids, gases or dust environment operating the machine.

Machine sparks can ignite the dust and gas.

3) Let children and bystanders left machine operation. Distractions can make you loose control.

■ ELECTRICAL SAFETY

1) The machine plug must be matched with the socket. Must not be modified in any way plug. Grounding machine

Can not use any conversion plug. Without modification of plugs and matching socket will reduce the shock hazard.

2) Avoid human contact surface of the ground. Such as pipe, heat sink, and refrigerators, if you body grounding will increase the risk of electric shock.

3) The machine must not be exposed in the rain or damp environment, water into the machine will increase the risk of electric shock.

4) Shall not abuse the wire. Wires must not be carrying, pull the machine or pull out the plug. Let the machine away from Heat oil , edges or moving parts. Damaged or coil of wire will increase the risk of electric shock.

5) When the machine outdoor use, se external wire suitable for outdoor line. Suitable for outdoor use lines will reduce the shock hazard.

■ PERSONAL SAFETY

1) Stay alert, when operating the machine in operation and attention is in stay awake. Do not in tired, drugs, alcohol or treatment response under operating the machine. During the machine operation energy dispersion

can cause serious personal injury.

2) Use safety equipment. Always wear goggles, Safety devices, such as the appropriate conditions of dust masks antiskid safety shoes, helmet, hearing protection devices can reduce personal injury.

3) Avoid sudden starts. Ensure switch when insert the plug is in the position. Finger on the switch has been switched on or switch is switched on when inserted into the plug may cause danger.

4) Before the machine on, remove all keys or wrench, Wrench or key on the legacy in rotating machine parts can cause human body damage

5) Don't stretch hand too long, always watch your step and balance. This accident cases can be a very good control machine.

6) Dress properly, don't wear loose clothes or wear jewelry, make your hair, clothes and sleeve away from moving parts. Loose clothing, accessories or long hair may be involved in the moving parts.

7) If you provide the chip removal device dust collection equipment connection device, make sure they connected in good condition and used properly. Using this device can reduce the risk of debris caused.

ELECTRIC TOOLS USE AND THE ATTENTION

1) Don't abuse power tools, according to the application using the appropriate power tools. Choose the appropriate design rating electric tools will make your work more effective, safer.

2) If switch tools cannot connect on or off the power and will not be using the tool. Can't use the switch to control the electric tools is a dangerous and must be repaired.

3) On any adjustment, before changing accessories or storage electric tools, must pull the plug from the power supply or battery box off power supply. The protective measures to reduce the risk of electric tools suddenly start.

4) Will spare electric tools storage in children and scope, and don't let not familiar with electric tools or do not understand these instructions to operate power tools, Power tools in the hands of untrained user is dangerous.

5) Maintenance of electric tools. Check the installation of the moving part

deviation or gets stuck, parts damage and other conditions affecting the operation of electric tools. If there are any damage, electric tools must be repaired before use. Many accidents caused by poor maintenance of electric tools.

6) Keep the cutting tools sharp and clean. Maintain good cutting tool with a sharp cutting edge not easily jammed and easy to control.

7) According to the instruction for us, and intends to use the way of special type electric tools requirements, considering the operation conditions and operation to use power tools, accessories and tools of cutting head, cc. electric tools will be used for those who do not tally with the requirements of operation may cause dangerous situation.

MAINTENANCE

Send your power tools to the professional maintenance personnel, must use the same spare parts for replacement This will ensure that the maintenance of the safety of electric tools.

PERFORMANCE AND FUNCTION

Electromagnetic rotary motor or electromagnetic reciprocating small capacity of motor rotor magnetic field cutting power operation, through the drive mechanism drive operation device, driving gear increase the power of the drill bit, so that the drill bit scraping surface can better into the object, Electric drill generally applied in the construction industry, industrial, medical, geological prospecting, etc. The main structure.

■ MOTOR

For single-phase series motor ventilation protection on its own. Insulation for class E. The stator and the armature wire with high strength polyester lacquer copper wire and through with trapezoidal copper platoon to thermosetting plastic and mica sheet, as insulating medium. Lectrode axis between the core and pressure into thermosetting plastics, 6,10,13 mm drill hosing cover plastic engineering plastics, 19,23mm drill in the

aluminum shell is equipped with double insulation structure plastic bushing.

■ **SWITCH**

Adopt the stirrup quickly cut off and has the self-locking device of the electric drill switch.

■ **CAPACITOR**

Anti-interference electric drill with a capacitor inside the handle, which can inhibit tools interference with infinite power and television.

■ **REDUCER**

Box shell and middle cover adopt the original compound aluminum alloy die casting and become, strong and durable, gear for fixed gear and the high frequency heat treatment is not easy to wear.

■ **THE POWER CORD AND PLUG**

Three core cord adopts three pin plug, power cord en outside into the casing is equipped with insulation sheath to protect the soft line, the other end connection plug frame and then pressed into plastic (rubber), made from sealed, power plug , sale and reliable.

■ **DRILL CHUCK**

6,10,13 un using three claw type drill chuck, using three claw type drill chuck .drill chuck ,please first remove hole and drilling shaft on the surface of the forbidden material. Including the antirust wax, and then put the drill chuck loading shaft can be used.

MAINTENANCE INSTRUCTIONS

Electric voltage should comply with the provisions of the electric drill nameplate

1) Electric drill before use should be no load running a minute, wait for rotational normal before use.

2) In the process of operation shall not be too hard and all speed anomalies or workpiece stuck, should reduce or stop hard. prevent damage to the

motor overload.

3) Keep the commutator surface clean, such as found black mark on the surface of commutator dirt is more, should remove dirt, brush serious wear and tear, it should be replaced timely in pairs.

4) Ventilation must be kept clean and smoothness of a drill, prevent damage of scrap iron or other material into the electric drill internal components.

5) electric hand drill moves should hold the drill handle, can't use cable electric filed or hand cable cable from the socket.

6) Transmission of rolling bearing and gear grease always keep clean and plentiful.


7) Long-term used electric drill, application before use 500V megohmmeter measuring insulation, resistance between metal shell and winding, the resistance value should be greater than 2 MQ, otherwise must be inspection on winding and dry processing.

8) Torque control methods: screw torque adjustment ring up, is the larger the scale value, the greater the torque. On the other hand, the torsion fin-tuning loop downward spiral, the scale value is smaller, the smaller force.

9) Note: With a electric drill screw must want to press switch system, its correct position is with your index finger pressure switch system and unavailable means more pressure.

10) To avoid dust and iron filings from ventilation holes into the drill the rotor part, don't pull the power cord, so as not to break, Do not use electric drill when use hammer percussion, not to impose the impact of the radial drill shaft part.

11) Electric drill due to ventilation, cooling the long-term use of internal dust, dust will make gear and bearing lubricating oil mixed with metamorphic blot aggravate wear, particularly, alternative use. In order to guarantee the selection of the electric drill precision, reduce because of the bearing wear and produce too much clearance, so need to clean the fatliquoring and internal lubrication.



Ronix[®]
Premium Quality

www-ronixtools-com